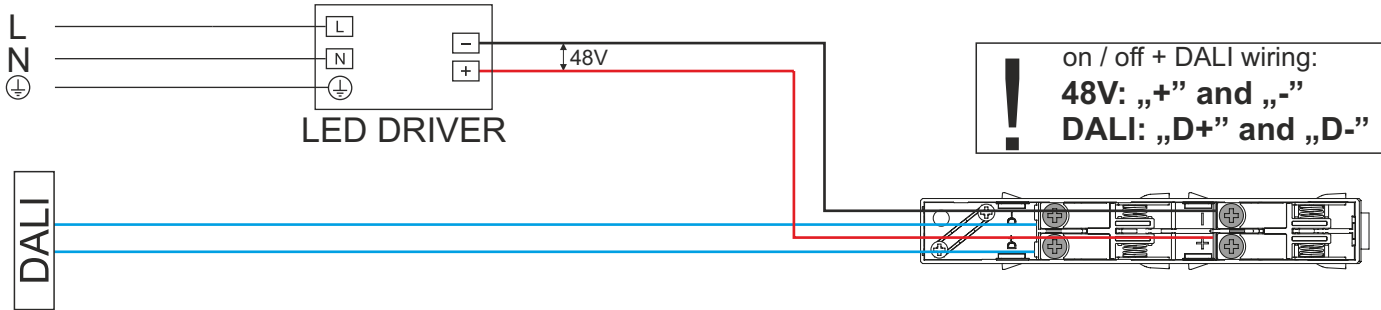
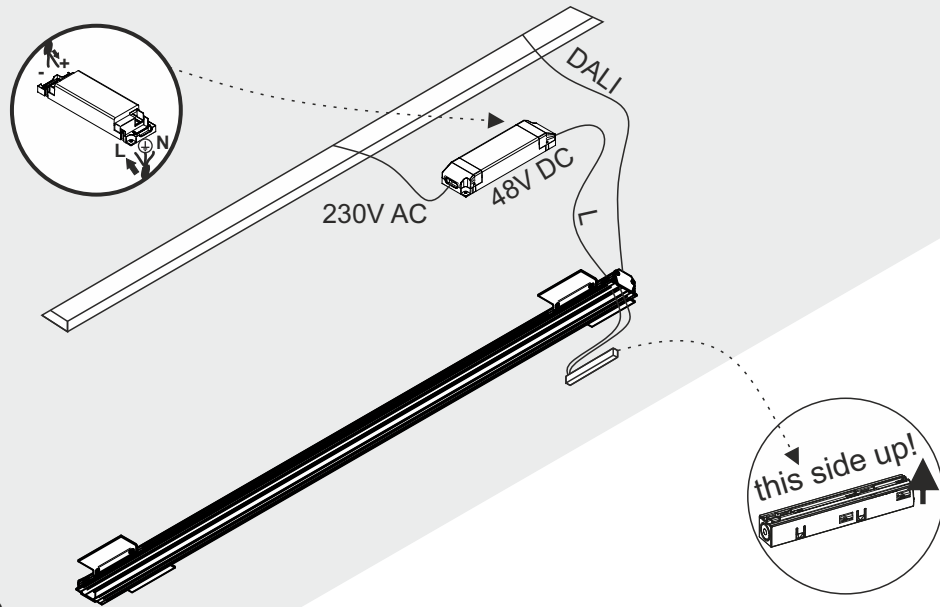
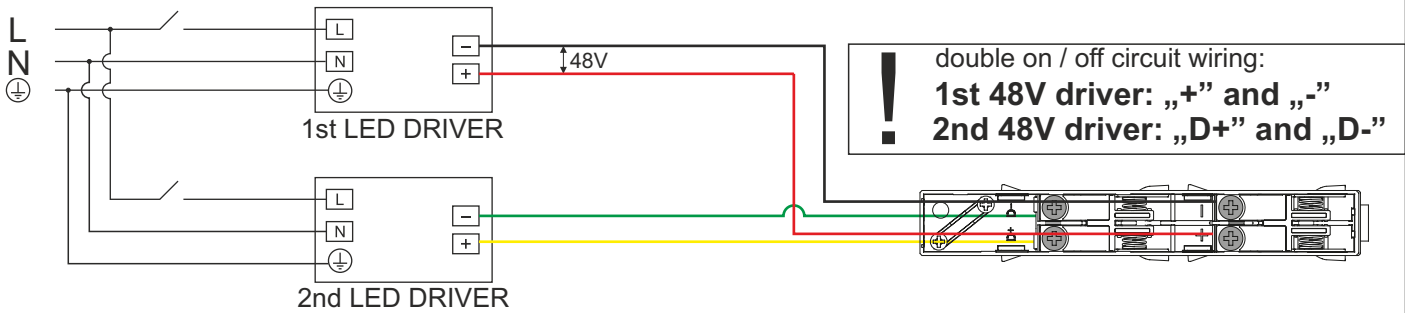


#### on / off (+ optional DALI)



#### Double circuit on / off



#### DALI example

(for double on/off circuit connection  
 replace DALI by 2nd 48V power line)

CV LED driver 48 V - max 150W					CV LED driver 48 V - max 70W				
distance (L)	5m	10m	20m	30m	distance (L)	5m	10m	20m	30m
cable diameter	1,5mm <sup>2</sup> / AWG15	2,5mm <sup>2</sup> / AWG13	4mm <sup>2</sup> / AWG11	4mm <sup>2</sup> / AWG11	cable diameter	0,75mm <sup>2</sup> / AWG18	1mm <sup>2</sup> / AWG17	1,5mm <sup>2</sup> / AWG15	2,5mm <sup>2</sup> / AWG13

